

# **2015 Cub Scout Pack 48 - Uniform Info**

One of the big components of Cub Scouting is the uniform. We strongly encourage parents to buy a uniform upon joining so that their son fits right in with the other boys immediately. [Tiger](#), [Wolf](#), and [Bear](#) Cub Scouts wear the blue button down uniform shirt and [Webelos](#) Scouts wear the tan uniform shirt in preparation of entering Boy Scouts. Regardless, get a shirt sized a little larger because those little guys grow fast!

For most young boys an important part of the Cub Scouting experience is wearing the uniform. In addition to identifying the boy as belonging to the Boy Scouts, wearing it also serves the following purposes:

- The Cub Scout is reminded to live up to their motto Do Your Best, the Law of the Pack, and the Cub Scout Promise.
- It reminds the Cub Scout to behave properly.
- It reminds the boy to dress neatly and maintain a neat appearance.
- It provides a place for the Cub Scout to proudly display the awards and badges he earned.

Uniform requirements, “Class A”, are listed below for each rank. A [pack T-shirt](#) or “Class B” is given to you at Tiger registration and is highly recommended for some outdoor activities where a full “Class A” uniform would be cumbersome. If you need to purchase an additional “Class B” please contact your Committee Chair.

Uniforms can be obtained at the  
**Des Plaines Valley Scout Shop**  
811 W. Hillgrove Ave  
La Grange IL 60525  
(708) 352-3144 – phone / (708) 352-3148 – fax  
Donna White, Store Manager ([donna.white@scouting.org](mailto:donna.white@scouting.org))


**Store Hours**  
M-W, F: 8:30 a.m. – 5:00 p.m.  
Thursdays: 8:30 a.m. – 7:00 p.m.  
Saturdays: 9:00 a.m. – 3:00 p.m.

You can also purchase other BSA items at [www.ScoutStuff.org](http://www.ScoutStuff.org)

Scroll to the bottom of the document for [patch placement](#).

## The Tiger Uniform


1. Tiger Cub Handbook
2. Blue Short Sleeve Uniform Shirt
3. Tiger Hat
4. Tiger Slide
5. Tiger Neckerchief
6. DPVC Council Shoulder Patch
7. Pack numeral patches (4-8)
8. Den number patch (With your number)
9. World Scout Crest Emblem
10. Tiger Belt (optional)
11. Brag Vest (optional)
12. Tiger Socks (optional)



## The Wolf Uniform

1. Wolf Cub Handbook
2. Blue Short Sleeve Uniform Shirt
3. Wolf Hat
4. Wolf Slide (given at Crossover)
5. Wolf Neckerchief (given at Crossover)
6. DPVC Council Shoulder Patch
7. Pack numeral patches (4-8)
8. Den number patch (With your number)
9. World Scout Crest Emblem
10. Wolf Belt (optional)
11. Brag Vest (optional)
12. Wolf Socks (optional)

**\*\*Note:** Do not purchase a neckerchief or slide. This is provided by the pack.



Given at  
Crossover




Given at Crossover




## The Bear Uniform

1. Bear Cub Handbook
2. Blue Short Sleeve Uniform Shirt
3. Bear Hat
4. Bear Slide
5. Bear Neckerchief
6. DPVC Council Shoulder Patch
7. Pack numeral patches (4-8)
8. Den number patch (With your number)
9. World Scout Crest Emblem
10. Bear Belt (optional)
11. Brag Vest (optional)
12. Bear Socks (optional)



## The WEBELOS Uniform

1. WEBELOS Handbook
2. Tan Short Sleeve Uniform Shirt
3. Blue Shoulder Loops (2)
4. WEBELOS Hat
5. WEBELOS Slide
6. WEBELOS Neckerchief
7. DPVC Council Shoulder Patch
8. Pack numeral patches (4-8)
9. Den number patch (With your number)
10. World Scout Crest Emblem
11. Boy Scout Belt (optional)
12. Brag Vest (optional)
13. Boy Scout Hiking Socks (optional)



Optional





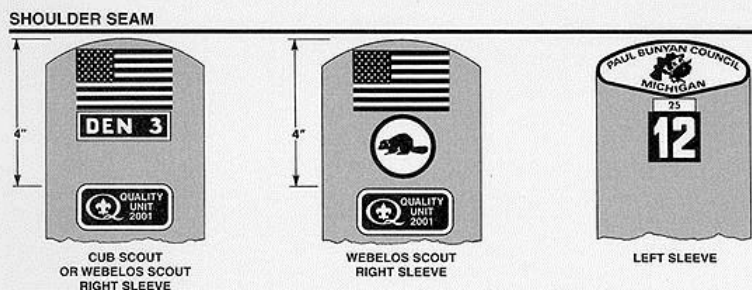
## The Leader Uniform

1. Short Sleeve Leader Uniform Shirt
2. Blue Shoulder Loops
3. Council Shoulder Patch
4. Pack numeral patches (8-1-1)
6. Leadership Position Patch (For your designated position)
7. World Scout Crest Emblem

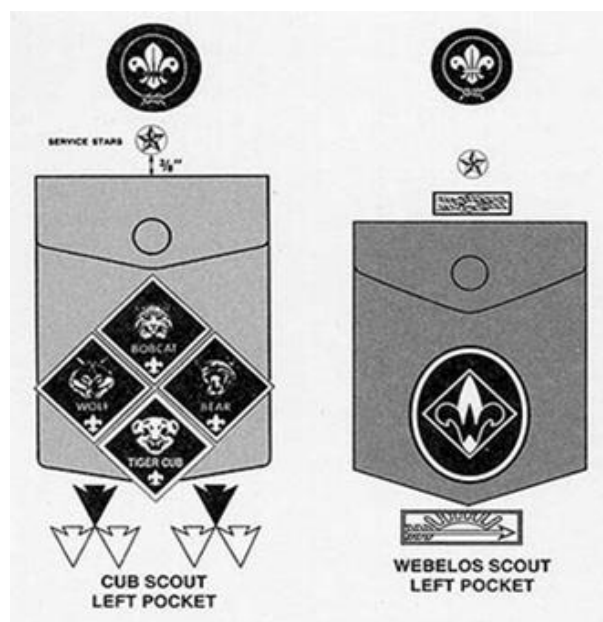



## Patch Placement

### CUB SCOUT AND WEBELOS SCOUT INSIGNIA



### CUB SCOUT LEADER INSIGNIA



Visit the official BSA Uniform website at: <http://www.bsauniforms.org/>